

# ASPEN Bottom Outlet Delta Gully

Load Class up to FACTA B125

ASPEN Stainless hardworking stainless steel products for hard wearing environments: British engineered with a lifetime guarantee.

## Product Description



The Standard Bottom Outlet Delta Gully is generally used against walls for collecting sink and condense waste, which has a bead blasted finish with easy access for Rodding.

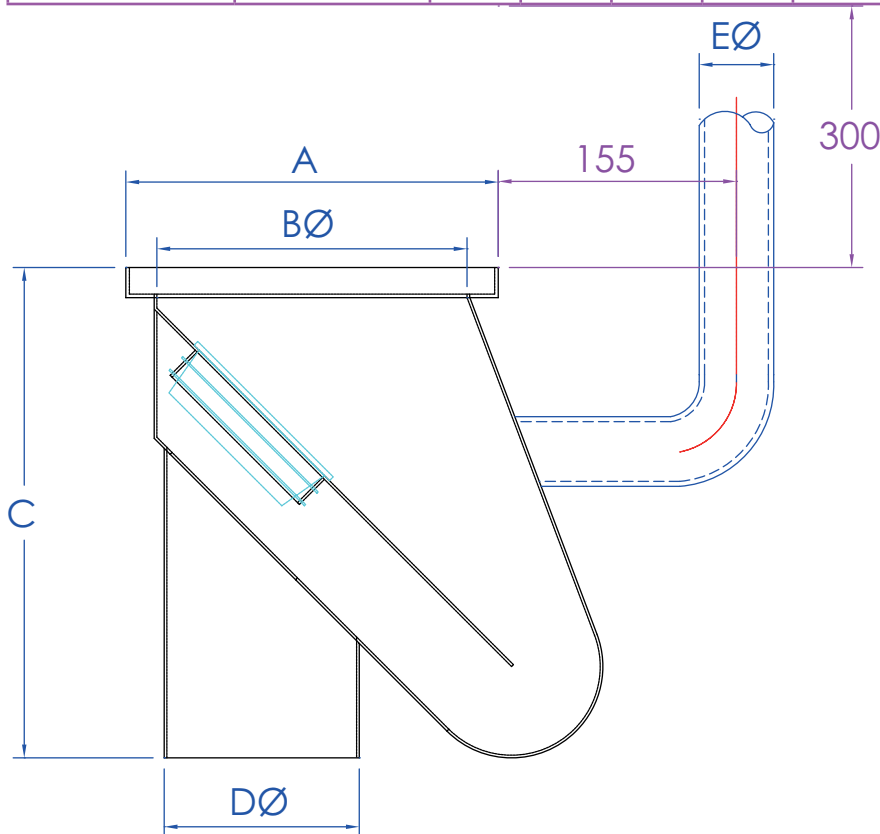
Suitable for hygienic environments accessed by light load factory traffic.

The Bottom Outlet Delta Gully is available in two sizes to accommodate different flow rates.

## Technical Specification

- > Stainless steel plate in 1.5mm and 2mm.
- > 50mm water trap.
- > Square top Gully with slotted cover.
- > Grade 304 stainless steel (British Standard 304S31, Euronorm 1.4301)

MODEL	REF	GULLY DIMENSIONS					FLOW RATES	FACTA LOAD CLASS
		A	B	C	D	E $\varnothing$		
DELTA 110	DGBO110	210	172	276	110	NA	3.0 Ltr/Sec	
DELTA & CON 110	DGBO110C	210	172	276	110	38/42/50	3.0 Ltr/Sec	



All dimensions in mm.

# ASPEN Bottom Outlet Delta Gully

Load Class up to FACTA B125

ASPEN Stainless hardworking stainless steel products for hard wearing environments: British engineered with a lifetime guarantee.

## ASPEN Drainage System

As a UK based designer and manufacturer, ASPEN Stainless is able to offer a full range of products to complete your drainage system including entirely bespoke drainage systems.

### Key Benefits

The Delta gully is a direct replacement for the traditional pot or clay road gully therefore utilising traditional design with modern materials.

### Maintenance

Stainless steel equipment should be occasionally thoroughly checked for retained deposits and concentrated fluid build up that causes corrosion.

### Cleaning

Many factors affect the choice of cleaning method and frequency of its application. Suitable methods for stainless steel are: water and steam; mechanical non abrasive scrubbing; organic solvents and mild detergents.

## ASPEN Drainage Installation

ASPEN Stainless offer supply only or full installation, with fully welded and polished joints, and commissioning. ASPEN Stainless also offer on-going annual inspection and maintenance contracts.

For advice regarding the most suitable ASPEN Stainless products for you, please contact our technical sales team today to discuss your requirements.



Bottom Outlet Delta Gully Sample

## ASPEN Drainage Options

- > Available in grade 316 stainless steel (British Standard 316S31, Euronorm 1.4401).
- > A range of Gully Covers (see TD35).
- > Locking Gully Cover.
- > Gully Membrane Flange Disc (see TD66).
- > Gully Cover lifting tools.
- > Variable filtration mesh hole size.
- > Back inlet pipe available in three different sizes.
- > Gully basket.